



This Issue Safer at Home Edition #24

- Fabric Sale.....April 2nd
- Lecture.....April 9th
- Workshop.....April 8th
- WQ Officer & Chairman Reports
- Feature Member Interview
- Virtual Quilt Shows, Lectures, & Classes
- Call for Entries
- Neighborly Guild Calendar
- Happy Hour last Friday of the month



Westside Quilters Quarterly Meeting

David Owen Hastings

"Exploring Nature with Paper and Stitch"

Saturday, May 14th

10:00am -12:30am. Social Hour at 9:30am

Short business meeting to elect the new WQ Executive Board followed by WQ Quilters' Showcase.

Zoom meeting invitation will be sent to all members



Upcoming Workshops & More

- **Fabric Sale! This Saturday, April 2nd, 10am to noon.** This sale of new and donated fabric will be held outside at Pat Karasick's home: 11837 North Park Ave. No early birds, we need time to set up. Please wear a mask, bring a bag and cash or personal check. NO credit cards. Bring your donations along with you to the sale or if you can't attend and have things to donate contact Pat for a time to drop off at chrisspk@aol.com.
- **Jenny Kae** "Color Courage Workshop". **Friday April 8th 10am - 4pm.** Love quilting but struggle with picking fabrics? Love color but want to learn more? End your fabric frustration. Go beyond what looks "good" to what looks "WOW". This hands-on workshop has several color and fabric selection exercises and gives you practical techniques to you can take straight to the quilt shop. Deadline to register: Wednesday, April 6, at 5:30 pm. If you are planning on ordering a kit for Jenny Kae's class call Pat K. ASAP!
- **Jenny Kae** lecture "Color Courage for the Fabric Phobic" Saturday, **April 9th,** details on page 4.
- Friday, April 29th **Happy Hour!** Join us along with your favorite beverage for an hour of quilty chat and shared experiences. Note the NEW TIME! 5:00pm - 6:00pm. A Zoom link will be sent to all members.
- David Owen Hashings May 13th and 14th details on page 6.
- Meetings and classes will continue on Zoom at least until 2023.



National Sense of Smell Day April 30th

"National Day" pictures are actual quilts.



PRESIDENT'S MESSAGE

Camping and Quilting

I enjoy the outdoors and especially camping in our home away from home ...a 27-foot travel trailer.

I never fail to include my featherweight and a simple project on our camping trips. It must have been a quilter who designed our travel trailer. There's plenty of room under our bed storage for my machine, cutting mat, iron and a container with fabric, notions, a nice size folding table and the such. I do prefer on nice days to set up my machine outdoors and enjoy the weather.



Inside our trailer there are plenty of plugs and the dining table accommodates the cutting mat while the extension near the sink makes a great spot for my ironing station. There is an empty wall between the sleeping and living quarters, a perfect size for a design wall.

It's after an excursion to a local venue when I want to wind down and dip into a little quilting.

My husband loves to read and I appreciate I don't have to entertain him as I work on my own relaxation.

I am truly considering for my next portable project the article I found in my QUILTING ARTS magazine Spring 2022 issue "Making the Shadows Dance" by Libby Williamson. It's something I can start at home and embellish during our travels. I have assorted pieces that I created during a class with Libby Westside Quilters hosted a few years back. I love mixed media and upcycling orphan blocks and scrap fabrics and this fills that ambition.

I hope you will try quilting outdoors...when the weather is nice at home, my patio makes me feel as though I'm away from home.

"I will not buy anymore fabrics until I have used all the stash I have at home," I said to myself. And then I laughed and laughed and laughed!

~Marianne Simpson,
Westside Quilters President



<p><u>Look Up at the Sky Day</u></p> <p>April 14th</p> 	<p><u>National Jelly Bean Day</u></p> <p>April 22nd</p> 	<p><u>National Zipper Day</u> April 29th</p> 
--	--	--

**Slate of Officers for Westside Quilters Board
2022-2023**

Following is the proposed Slate of Officers for 2022-23. As always, we are lucky to have dedicated people who are willing to step up and ensure that our guild continues to run smoothly. Thank you to all those who agreed to be on the slate this year, and I encourage others to say “YES” in the future.

President: Sally Wright

Vice President: Terrie Dorio

Secretary: Pat Karasick

Treasurer: Karynn Dittmar

Programs: Del Walker, Barbara Marom-Pollack, and Nancy Kawahara

Philanthropy: Lisa Drew, Virginia Marshall, and Luann Jaffe

Membership: Amy Barer

Newsletter: Debbie Nussbaum

Website Manager: Sally Wright




At our next General Meeting (scheduled for May 14) we will formally present this slate to the general membership, accept any additional nominations from the floor, and then take a vote.

Thanks to all who have served in the past and to those who will serve going forward.

Respectfully submitted,

Barbara Marom-Pollack
Vice President



<u>National Find a Rainbow Day</u>	<u>National Cheese Fondue Day</u>	<u>National Read a Road Map</u>
April 3 rd	April 11 th	April 5 th
		





Two great events with

Jenny Kae

www.JennyKaeQuilts.com

Saturday, April 9th Lecture:

"Color Courage for the Fabric Phobic"

Zoom link will be sent to all members

Friday, April 8th Workshop (6 hours)

"Color Courage Workshop"

10:00am - 4:00pm with a lunch break. Room will open at 9:30 am.

Workshop Fee: \$40

Zoom links will be sent out.

Join [Jenny Kae](#) Saturday, April 9th for an hour lecture... **"Color Courage for the Fabric Phobic"**

WQ presents a lecture with Jenny Kae **"Color Courage for the Fabric Phobic"**. Do you struggle selecting the "right" fabrics? Do you stick with kits because you hate selecting fabrics? You just might be fabric phobic! In this lecture, Jenny shares several examples from her own work and offers practical methods to select colors and fabrics for your next project.



[Jenny Kae](#) Friday, April 8th for a 6-hour workshop 10am – 4pm. **"Color Courage Workshop"**

Love quilting but struggle with picking fabrics? Love color but want to learn more? End your fabric frustration. Go beyond what looks "good" to what looks "WOW". This hands-on workshop has several color and fabric selection exercises and gives you practical techniques to you can take straight to the quilt shop.

Workshop Fee: \$40.00



Bio

I am living the dream! I get to spend my days working with beautiful fabrics, beautiful designs and beautiful people. AND I get to share about something I love! Don't get me wrong, there is plenty of hard work and stick-to-itiveness. But I am so blessed to have this vocation, to have been given these opportunities.

One of my favorite quotes is "Fortune favors the prepared mind." from Louis Pasteur. Let me tell you how I got here. There are really three key traits I have spent a long time preparing: creativity, teaching ability and performance.

Jenny Kae continued....

I have always been creative and had a love of color. I remember organizing my box of crayons in color order. I fed that drive with books, magazines, tv shows and videos. (I call this part "vicarious crafting", because I often went long stretches not making a DARN thing, just reading about it!) I learned garment construction, embroidery and crewel, floral design and even an unsuccessful attempt at knitting. I often combined patterns, these sleeves, that neckline, this skirt, to get just the vision I wanted. When I started quilting, it brought all these skills together and I was happily trapped. My little sewing space in the laundry was my oasis. To be a designer, you have to blaze your own trail. Others' ideas can be an inspiration, but you have to have your own point of view.



I come from a long line of teachers. My dad was a high school math teacher for years. My mother also taught English and Spanish before I came along. And my birth-mom taught special needs children for years. I always have an inner dialogue about how to teach something. "Now, when you add the potatoes to the pan, don't crowd them or they will steam." I was in my 40s when I realized not everyone has this running commentary! I spent 14 years honing this skill when I home-schooled my daughters.



I will tell you the truth, I have always been a ham. Most people do everything possible to avoid being the center of attention. But me, I jump into the spotlight, TA-DA! When I was 6 years old, my friend Carrie and I wrote a play and sold tickets to our neighbors. And they CAME! I have been acting, selling and performing as long as I have been alive! I once gave a speech at a regional ParytLite meeting. The crowd's attention was locked onto me like a laser beam. I left the meeting that night, my heart just leaping and thought, "YES! THIS, I want to do THIS again!". To develop that skill, I joined a Toastmasters Club. I learned heaps of things in an encouraging environment. I even won a few contests, as well. I also learned something about being humble. Not everybody wants to hear what I have to say. And others want a chance to speak. I can wait patiently to be called upon.

Now to the part of fortune favoring. I started working at a local quilt shop. Dream job, that is! I was working with colors and fabrics and arrangements all day (creative). Customers ask lots of quilting questions. I guess if you work in a quilt store, they expect you to know how to quit, go figure (teaching). My manager said they needed someone to teach classes! Oh oh oh! Pick me! Pick me! (Performing/Teaching).



Then, my manager called me and said this fabric company wanted me to film a couple videos showing how to use their fabric. I about fell over! She said, "You don't have to if you are not interested." I thought "Yes, I Want To!!!" Then I thought, "Be cool, Jenny, be cool!". I said in a very calm voice, "Yes, I would love to."

Than is how I ended up here.

I love to teach, quilt, design, be on stage and on camera. My greatest motivations are to entertain, encourage and educate. I hope that I do that for you.

"Nobody ever took up quilting to add stress to their lives"





A **Friday** Workshop with
David Owen Hastings
"Indigo Modern - Classic, Cool Blue and White
Paired with Modern Design"
Friday, May 13, 2022

Workshop fee: \$50.00
Supply List coming soon...
Registration will open April 6th.
A Zoom link will be sent to members who have signed up



The lure of indigo is strong — the classic blue and white combination found in many Japanese textiles is cool, crisp, and so appealing.

The workshop is **6 hours**: From classic kimonos to denim jeans, indigo has been used by many cultures for dyeing cloth, and the Japanese have refined the use of indigo to an art form. This is the class to use all those lovely blues and white shibori fabrics you've dyed yourself, or use carefully curated blue and white fabrics from your stash. Each participant will develop a simple geometric block design based on unfolded origami shapes, set a theme and create variations, and combine them into the beginning of a fresh and modern mini quilt top.



Westside Quilters Quarterly Meeting features guest speaker:

David Owen Hastings
"Exploring Nature with Paper and Stitch"
Saturday, May 14, 2022

10:00am -12:30am. Social Hour at 9:30am.
A Zoom link will be sent to all members.



At our Quarterly Meeting [David Owen Hastings](#) joins us for a lecture "Exploring Nature with Paper and Stitch". David says "In this lecture, I talk about my work as a visual artist, and how there are similarities to how I now work as a quilter. This talk starts with a review of my stitched paper artwork, which I have been creating for over 20 yrs.

WQ Quarterly Meeting with David Owen Hastings continued...

I give examples of where I get inspiration, and what my process is like. I first print my paper using a monotype technique, then sew many layers of printed paper together with a sewing machine. I then talk about how quilters can find inspiration in the world around us, and how my journey as a maker has taken me from gallery artist into the world of modern quilting.

Bio

I'm a quilter, graphic designer, print and textile artist, and was the 2020 President of the Seattle Modern Quilt Guild. I create richly-layered contemporary artwork and modern minimal quilt and textile designs. For over 20 years, I've exhibited my stitched paper artwork in galleries and juried shows, and worked exclusively with nonprofit organizations on their branding and communications.

My creative approach to modern quilting has led to a busy schedule of workshops and lectures on quilting, branding for artists, fine art and textile techniques. Sharing knowledge, encouraging creativity, and teaching new skills are personal passions. I also love to travel, especially in Asia, and enjoy sharing my experiences and inspiration through travel photos and stories.

I've been knitting and sewing since I was a kid. There's something magical in taking a length of yarn or a piece of fabric, and turning it into something useful and beautiful with your own hands. It's enchanting. I'm one of the believers that crafts like knitting and quilting can be both an artistic expression, as well as good for the soul. In recent years, I have enjoyed creating some of my own textiles through dyeing and painting. I love incorporating these fabrics into quilts and wall pieces with a modern twist

I have a passion for doing good. That's why I focus my graphic design business on helping nonprofit organizations with their branding, websites and print collateral. I've been working independently since 2001, and around 2005, I decided to dedicate myself exclusively to nonprofits, and the great work they are doing in our region. It was one of the best decisions I've made: I get to be creative while helping nonprofits reach the people they serve in distinctive and dynamic ways. And, I feel good about helping people get the services they need. It is very rewarding work, and my clients appreciate my creativity, professionalism, and reasonable rates.

Since 1999, I have been a professional print and collage artist. In my artwork I explore patterns, shapes, colors and textures I find in nature. I love working abstractly, and that is why I call my pieces "organic abstractions." Plants and leaves, microorganisms, and weathered surfaces are all inspiring to me. My paper-based artwork often incorporates monotype printing, sometimes mixed with my photography, and is stitched with a sewing machine. My finished artwork has rich layers and patterns with a very tactile quality that is reminiscent of encaustic painting.



Philanthropy.....

Hello fellow quilters!

Looking forward to seeing you at the Westside Quilters' Fabric Sale this **Saturday, April 2** from **10am to 12noon**. It will be held outdoors at 11837 No. Park Avenue, Los Angeles, CA 90066. We will be selling donated fabric and notions. This is a perfect time to refresh your stash, reorganize your sewing space, and dream about new projects! Please bring fabric, books, patterns and notions to donate and swap them out for new and exciting items! Win, win! During the sale, people can sometimes get crowded together at tables, so we would appreciate it if you would wear a mask. Checks and cash are welcome.



After shopping at our Fabric Sale, please stop by the Philanthropy table to pick up a piece of batting or backing for your philanthropy quilt or drop off your finished quilts and placemats. Thanks to Julie and Rachel Marquez of Sewing Arts Center for providing us with the batting and fabric to make our philanthropy quilts! If you have any questions, contact us at philanthropy@westsidequilterslosangeles.org. We appreciate you!

Our next donation will go to Upward Bound House. If you are able to help quilt some larger quilt tops that have been donated to us, please let us know. You would not have to bind the quilts; we have several members who help us with the binding.



Thank you for your support!

Virginia Marshall, Lisa Drew, and Nancy Kawahara
Philanthropy Co-chairs



<p><u>National Scrabble Day</u> April 13rd</p> 	<p><u>National Peanut Butter and Jelly Day</u> April 2nd</p> 	<p><u>National DNA Day</u> April 25th</p> 
<p><u>National Peach Cobbler Day</u> April 13th</p> 	<p><u>National Dolphin Day</u> April 14th</p> 	<p><u>Denim Day</u> April 27th</p> 



Westside Quilters Fabric Sale

When: **10 AM to 12 noon**
Saturday, April 2, 2022

Where: 11837 No. Park Avenue (Mar Vista)
Los Angeles, CA 90066

- Buy and donate fabric, and notions.
(We will have fabric and other items from Tina Nord's donation)
- Bring fabric and notions to donate
- Pick up batting for your philanthropy quilts at the philanthropy table after shopping.
- Drop off your completed quilts to donate to Upward Bound House and placemats (14" x 18") for Meals on Wheels



The sale will be held outside and we would appreciate it if you wear a mask to protect anyone who may have a higher risk of infection. Cash or checks are welcome. No credit cards.

This is the perfect time to start your Spring cleaning and organize your sewing area! Clean out fabric and notions you no longer want and swap them out for new and inspiring projects.

For any questions, contact: philanthropy@westsidequilterslosangeles.org

We look forward to seeing you there!



Leadership.....

Random Thoughts

I just finished writing up the Slate of Officers for next year's WQ Board, and I have now been staring at a blank screen for a while as I try to think of what to write for my regular article. By my count, I have written 30 or more of these articles over the past three years, and I feel like I am running out of what to say.

I guess we all feel stuck that way sometimes as we pursue our creative journeys. What to do? When it comes to quilting, I say go play in your stash, cut up some fabric, move it around, sew it together and see what happens. And when it comes to writing, put your rear end in the chair, open up the computer and start tapping out random thoughts.

Here are some random thoughts related to quilting:

- I love looking at my stash! Just wish I had some more room...
- The fabric sale is coming up on April 2. To anyone who says, "But I don't need more fabric," I remind you that NEED is not the operative word. I certainly don't need more fabric, but I will be there and will happily discover something I must have.
- If you haven't yet been to the Alice Beasley exhibit at the California Heritage Museum in Santa Monica, you MUST GO. It is wonderful.
- I encourage everyone to sign up for our workshops and lectures. Even when I think I'm not interested, I learn something and am so glad I went.
- Special thanks to Sally Wright for her weekly emails! So much to explore, so many new things to discover.

Ta Dah! Another article is done!
Happy Quilting!

Barbara Marom-Pollack
Vice President



Erika Bradbury
Bobbie Blake

April 3
April 15

Membership.....

Spring has started which means May will be here very soon. Westside Quilters year 2022 – 2023 starts in May, time to start thinking about renewal.

We're looking forward to another exciting year. Our Zoom meetings are going very well. We're able to enjoy the stories from our speakers and have been able to have Workshops, Happy Hour, Sew-ins, Holiday party and our General Meetings in the comfort of our own homes until we feel safe to meet again together.

We're also still collecting placemats for our local Meals on Wheels 14" x 18" - designs of your choice. They can be dropped off at any of the Philanthropy members' homes.

A new WQ Renewal Form is the last page of this newsletter for anyone wants to get a jumpstart!

Luann Jaffe
Membership



Featured WQ Member:

Debbie Nussbaum- Member since - 2010

When did you start quilting and why?

I've been sewing forever, expressing myself in one-of-a-kind clothes in the late 60's and 70's. My maternal grandmother liked to sew and taught me the skill when I was young as she measured my little arms to get the length correct on a new dress or the length of a hem. Spending time sewing now, reminds me of the many happy hours spent with her.



My much-loved 1969 Bernina 730 spent most of the 80's, 90's and 00's in its case safely tucked away in my clothes closet, with brief flurries of sewing curtains, Halloween costumes, and a quilt every now and then. My quilting journey started with a tied quilt in the mid 70's, a couple of quilts in the 80's, in 1990 it was baby quilt time and while home with a new born I made a full-size traditional quilt cutting all the pieces with scissors (what was I thinking?) Identifying as a quilter started when I joined Westside Quilters.



What types of quilts do you make?

I love it all! But art quilts are magic! I love seeing creativity and sewing skills combined in the form of art quilts.

How often do you quilt?

Whenever I have some free time, no particular schedule. During the pandemic my sewing room became my favorite destination and refuge.



Why did you join Westside Quilters?

Sally Wright's is responsible for me joining Westside Quilters in 2010 when the guild was being formed. Sally's son and my son were in elementary school together and Sally knew I quilted. When the boys were in the 4th and 5th grades, I worked with the kids in the class room to make a class quilt art project to be auctioned off at the school's annual fund raiser.

Prior to joining Westside Quilters, I enjoyed annually attending the Glendale Quilt Guild's quilt show.

Who are your favorite teachers and lecturers?

"Red is a neutral" quilting instructor Freddy Moran was the first teacher to open my eyes to quilting as an expression of joy! I've been fortunate enough to take two classes with her and continue to delight with her ever evolving creativity and mastery of color. Rosalie Dace, Jacquie Gering, Maggie Dillon, Alice Beasley, Ruth McDowell, Noriko Endo, and Gee's Bend Quilters all stretch my imagination and inspire me to be creative.



Where does your inspiration come from?

Inspiration is everywhere, out the window, at quilt shows, quilting magazines and of course the wonderful WQ lectures and workshops.

My favorite story about giving a quilt?

In 2013 I was WQ Philanthropy co-chair with Tanya Heldman, we were planning and organizing for our first Philanthropy Day fearing it would be a flop! Would anyone show up? Would the group manage to produce any quilts? My faith in the phrase "if you build it, they will come" was iffy at that point. Little did I know how many quilters would turn up for Philanthropy Day or how much fun we would have that day.



Prior to the big day, both Tanya and I were feeling we needed to get a head start, so we started making as many quilts at home before Philanthropy Day, just-in-case we were the only two people sitting in the social hall at Westwood Presbyterian Church on Philanthropy Day. I sewed, quilted and bound more than 20 quilts and Tanya made even more! It turned out that more than 80 quilts showed up and/or were made that day!

In early December Tanya and I divided up the quilts and delivered the quilts to 2 charities: Para Los Ninos, and St. Joseph's Center. What a wonderful feeling, both organizations were so delighted with WQ handy work and couldn't stop thanking us.



<p><u>National Orchid Day</u></p> <p>April 16th</p> 	<p><u>National Earth Day</u></p> <p>April 22nd</p> 	<p><u>National Gardening Day</u></p> <p>April 14th</p> 
<p><u>National Unicorn Day</u></p> <p>April 9th</p> 	<p><u>National School Librarian Day</u></p> <p>April 4th</p> 	<p><u>National Take a Wild Guess Day</u></p> <p>April 15th</p> 

Calls for Entry April 2022

So happy to say the quilt shows and exhibits are slowly coming back to life even with the Omicron variant threat. There are new calls this month from the Texas Quilt Museum and for Quilt Festival Long Beach and Salt Lake. Lots of special exhibit calls for Quilt Festival Houston are open now and closing later this spring. Right now, as always, before sending off your entry to any show, double check to make sure that the event is actually taking place. There are a several deadlines coming up this Spring. See below. Hopefully as 2022 progresses there will be more opportunities. Watch this space!

For some great information from a veteran on how to get your work shown see this blog entry from Sue Bleiweiss <https://suebleiweiss.blog/2018/06/14/getting-your-work-out-there/>

I also recommend this blog post from Lyric Kinard on how to choose venues to display your work - <https://lyrickinard.com/2019/05/showing-your-work-choosing-venues/> In fact, there is a whole series of blog posts on getting your work out there that is well worth your time.

Here are some suggestions for quilt entry photography from International Quilt Festival.

PHOTOGRAPHING YOUR QUILT FOR SUBMISSION

Continuing our notifications for ways to display your quilts and textile pieces to a wider audience... Entering shows is not difficult, but to begin here are a few guidelines:

- Always make sure you read everything in the call including the calendar, requirements, rules, etc. Especially the rules! Will save headaches and disappointment later on.
- Keep a record on your entries so you won't be caught with a quilt needing to go two places at once. Having to remove a quilt from a show or exhibit because you misread the exhibition dates is a no-no. Ask me how I know...
- Having a great photo of your quilt - straight on, in focus, not on a bed or held up showing hands and feet, super important. There is lots of great info on quilt photography on line. Google!
- Don't be intimidated or depressed by a rejection! There are lots of different reasons why a quilt doesn't fit into a specific show. It is usually not because your quilt is bad!

The calls below are just a sample of the many opportunities out there. For more search "Fiber Art Calls for Entry" or "Quilt Calls for Entry"

Current Calls for Entry:

Harmony! Another opportunity from Lisa Ellis of Sacred Threads who is inviting textile artists to make art for a special show at the Broadway Gallery, in Alexandria, VA next summer, June 1 - August 31, 2022. <https://bgentries.com>. *The entry deadline is April 22, 2022*

Texas Quilt Museum: Seeing in Color. August 1, 2022 – January 31, 2023. The Texas Quilt Museum invites you to submit images of up to three quilts for our 2022 juried exhibition Seeing in Color. Color plays a huge role in our lives. Color reflects our joys and sorrows. Reveals the ripeness of the fruits and vegetables we eat and sets the mood of our homes. Color surrounds us, enfolds us, cheers us, protects us, delights us. How do you see color? We are eager to see your color-inspired quilts created since 2015 for the new Texas Quilt Museum call: Seeing in Color

https://mcusercontent.com/660a883a52ee63b1137c9ed07/files/d0af6a48-db80-969b-3032-76b552a5e488/seeing_in_color_submission_information_rev4_101221_vcm.pdf

Entry Deadline April 25, 2022

Quilt Festival Long Beach and Salt Lake: A Celebration of Color a new quilt contest for these shows from Quiltsinc. Whatever your style...quilt colorfully! This annual judged competition is open to quilters

working in any style, and who like to play with color to create a vibrant work! A \$1,000 Best of Show Award and three \$500 prizes each in Traditional, Modern, and Art categories will be awarded. We are looking for quilts, either by hand or machine, appliquéd, pieced, or wholecloth. Any technique may be used as long as it is appropriate for the quilt (consisting of three layers) and the theme.

<https://www.quilts.com/enter-your-quilt/>

Entry Deadline April 7, 2022.

Quilt Festival Long Beach - August 4-6, 2022 Open calls for Special Exhibits:

Art Deco Inspired Quilts - Inspired by geometric designs, streamlined forms, and sometimes offbeat colors, the Art Deco movement was stylish, influential, and omnipresent from 1925 through the 1940s. Art Deco was reflected in paintings, crafts, fine arts, and even architecture. Quilts submitted for this exhibit should be inspired by this much-loved style. ***Entry deadline May 12, 2022***

<https://www.quilts.com/enter-your-quilt/>

Art Nouveau- Craft as Art - From the 1880s until World War I, western Europe and the United States witnessed the development and ascent of the Art Nouveau style. Taking inspiration from the unruly aspects of the natural world, Art Nouveau influenced art and architecture, the applied arts, graphic work, and illustration. Some of its best-known practitioners include Toulouse-Lautrec, Tiffany & Company, Alphonse Mucha, and William Morris. Quilts submitted for this exhibit should reflect Art Nouveau themes and style. ***Entry deadline May 12, 2022***

<https://www.quilts.com/enter-your-quilt/>

Movies and Musicals - Hooray For Hollywood - Hollywood's rich artistic history has inspired moviegoers and fed their fantasies ever since the Silent Era. And everyone seems to have their own list of favorite films, actors, actresses, and directors. Quilts submitted for this exhibit will be inspired by those celluloid dreams—and the people who helped make them come to life across the decades. ***Entry deadline April 21 2022***

<https://www.quilts.com/enter-your-quilt/>

Quilted Comics and Sci-Fi - POW! BAM! BIFF! Quilts in this exhibit are based on any aspects of comic books, science fiction, fantasy, and pop culture. Did you grow up watching "Batman," "Superman," or "Star Trek?" Love the Avengers or Star Wars movies? Dug into the Harry Potter books? Are you playing your children's video games when they are at school? Now's your chance to create a quilt that portrays your love of superheroes, villains, fantasy, comic book, or anime characters.

Entry deadline April 21, 2022

<https://www.quilts.com/enter-your-quilt/>

Quilt Festival Houston November 3-6, 2022 - Open Calls for Special Exhibits.

CELEBRATION OF LIFE Quilting can be a showing of love and honor by an artist. For this exhibit, depict how you, a family member, or a friend has celebrated a loved one's wedding, birth, birthday, or memorial. Remember to include your inspiration in the artist's statement, which will tell why the work was created and who it is for. The piece may be a traditional, art, or modern quilt. ***Entry Deadline June 9, 2022.*** <https://www.quilts.com/enter-your-quilt/>

Hands All Around - Artists from all around the world incorporate influences from their own cultures into the design and technique of their quilts. This prestigious, long-running international showcase will include recent quilts by international artists who create works inspired by such. ***Entry Deadline April 21, 2022.*** <https://www.quilts.com/enter-your-quilt/>


In Full Bloom - Just as quilters create beautiful pieces of art with fabric, florists and gardeners cultivate works of beauty from the soil. This exhibit showcases floral-inspired quilts from across the spectrum in lush color and splendor. **Entry Deadline April 28, 2022.** <https://www.quilts.com/enter-your-quilt>

In The American Tradition - Contemporary quiltmakers often look to the art form's rich tradition and history for inspiration in their own works. This exhibit features recently-made quilts that incorporate traditional blocks, styles, and/or techniques. **Entry Deadline May 19, 2022**
<https://www.quilts.com/enter-your-quilt>

Landscape Quilts From valleys and volcanoes to mountains to monuments, landscapes often inspire artists, including many in the quilt world. This expansive exhibit will showcase stunning geographical wonders. **Entry Deadline May 19, 2022**
<https://www.quilts.com/enter-your-quilt>

Tactile Architecture Buildings have a long history of inspiring the creative designs of quiltmakers. In the 19th century, American quilters developed classic architectural patterns such as Log Cabin, Schoolhouse, and Brick Wall. This annual juried exhibit challenges quiltmakers to create works based on architectural themes and inspirations. **Entry Deadline June 2, 2022.**
<https://www.quilts.com/enter-your-quilt>

Sally Wright
sally@sallywrightquilts.com





A NEIGHBORLY GUILD CALENDAR

April 2022	
April 6 Santa Monica Quilt Guild www.santamonicaquiltguild.org	<u>Diane Harris</u> "Make Extraordinary Scrappy Quilts"
April 8 & 9 Westside Quilters www.WestsideQuiltersLosAngeles.org	Jenny Kae Workshop & Lecture: "Color Courage for the Fabric Phobic"
April 11 LA Modern Quilt Guild www.LAMQG.org	???
April 11 San Fernando Valley Quilt Guild www.sfvqg.net	<u>Lizz Leral</u> "Quilting for Community"
April 13 Glendale Quilt Guild www.glendalequiltingguild.org	Shelley Swanland "Cathedral Window & So Much More"
April 17 African American Quilters of Los Angeles www.easysite.com/aaqla	<u>Meeting</u> – third Sunday of the month
April ?? South Bay Quilters Guild www.southbayquiltersguild.org	Grace Errea "From Photo to Quilt Pattern"
April ?? Simi Valley Quilt Guild www.simivalleyquiltguild.org	<u>TBD</u>
May 2022	
May 4 Santa Monica Quilt Guild www.santamonicaquiltguild.org	Dana Jones Lecture: Pagtinabangay: The Quilts and Quiltmakers of the Caohagan Islands
May 9 Simi Valley Quilt Guild www.simivalleyquiltguild.org	<u>SFVQA 40th Birthday Bash!</u>
May 9 & 14 LA Modern Quilt Guild www.LAMQG.org	<u>Emily Watts</u> Lecture Workshop: Modern Quilts with Bias Tape Appliqué
May 11 Glendale Quilt Guild www.glendalequiltingguild.org	<u>Jenni Smith</u> <u>Lecture: "Quilting with Liberty Fabrics"</u>
March 13 San Fernando Valley Quilt Guild www.sfvqg.net	<u>Linda Ballard</u> Workshop: "Double Your Pleasure" Lecture: "Discover the Possibilities"
May 13 & 14 Westside Quilters www.WestsideQuiltersLosAngeles.org	David Owen Hastings Lecture: "Exploring Nature with Paper and Stitch" Workshop: "Indigo Modern - Classic, Cool Blue and White Paired with Modern Design"
May 15 African American Quilters of Los Angeles www.easysite.com/aaqla	<u>Meeting</u> – third Sunday of the month
May 18 South Bay Quilters Guild www.southbayquiltersguild.org	<u>Joyce Hughes</u> Workshop: Beginning Thread Painting

At Home and Surfing the Internet

(Temporarily replacing OUT AND ABOUT)

The Grace Company "**Spring Fling Quilt Festival**" is online now through April 8...

https://events.graceframe.com/landing/spring-fling-quilt-festival?k=spring-fling-quilt-festival--16&utm_id=spring-fling&utm_campaign=spring-sling&utm_medium=email&utm_source=quilting-daily

Remember **Zena Thorpe** who was one of our early teachers 10 years ago? She is still at it winning a prize recently at AQS Branson. Here's her tutorial on **making dimensional flowers in hand applique**.

https://www.americanquilter.com/blog/make-dimensional-flowers-with-zena-thorpe/?trk_msg=85EEU22SB1GKN77QOSLQN5FC54&trk_contact=Q28DUDPH3J94OEC31CHEP3GNE4&trk_sid=K50005IPUVCCJ0C2RRF4GULRS4&trk_link=JQ295G5A08Q4D3JBAEG5800388&utm_source=listrak&utm_medium=email&utm_term=Dimensional+Flowers&utm_campaign=OnPoint&utm_content=OnPoint

A **Straight line quilting tutorial** from the Stitch-it

Sisters...<https://www.youtube.com/watch?v=QaRhNQ724YM>

What our friend and former member **Tanya Heldman** is up to these days in her new home in Georgia... "We are so thrilled to present the **Lives Taken, Lives Remembered** video that explain our project. We are part of the [Fulton County Remembrance Coalition Quilters](#) that is partnered with the [Equal Justice Initiative](#)." <https://www.youtube.com/watch?v=z5luAqd3ogk>

Did you know there are **Quilting Arts podcasts**? <https://www.quiltingdaily.com/category/quilting-arts-podcast/>

How to bind a hexagon from Krista Moser...https://www.kristamoser.com/post/how-to-bind-a-hexagon?utm_campaign=0bd4d49f-7de5-4db8-a9ea-a3082e58309c&utm_source=so&utm_medium=mail&cid=bb417b7b-f324-4ac1-8cb9-e64610039d0a

A great **new resource for finding online classes**...

https://www.academyforvirtualteaching.com/quiltclasscalendar?fbclid=IwAR12SF_XATJ3pkkoS26KkvpC_FeIT6nMa-qW5ppNVoa1h_l8riaJMCE-278

A new **Textile Talk: Conversations with the Artists: Intersect Chicago**...

https://www.youtube.com/watch?v=_LNmmex7Ea0

And if you didn't get to **Road to California here are all the winning quilts**...

<https://online.roadtocalifornia.com/awardwinnersroad.php?con=32&fbclid=IwAR1-SPdJr-1TJcjoMJBadm7nWEddz-y5RhQilBFAM43078ZiAR2H5BHZA>

Some of **Patricia Belyea's favorite things**....

https://okanarts.com/blogs/blog/favorite-things?fbclid=IwAR32pbtj9xM9UjOXpVZgynYITwPku_w7uNz0IUlrBPXh3Hk1MsedUiFsiaY

If you missed this **Cherrywood Challenge at Road** the other week...

https://www.instagram.com/cherrywoodfabrics/reel/CZGDTYplc9I/?utm_medium=copy_link&fbclid=IwAR16YDPp0quZPDk0vUC3iE9ww5u3BpkwbWQh_jEk67A_Nda1QjTSbdmsEEE

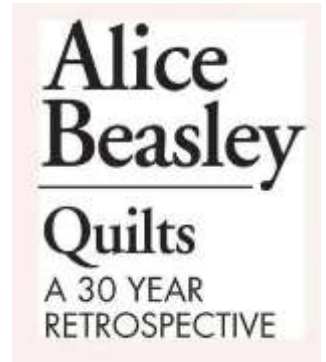
See the Speaker Calendar of the Southern California Council of Quilt Guilds for additional events. Go to www.sccqg.org scroll down to the bottom of the homepage and click on the box "Speakers" and see other SCCQG guilds and speakers into 2021



Member Articles and Stuff...

Alice Beasley quilt exhibit through June 12th at the **California Heritage Museum**

2612 Main Street
Santa Monica CA 90405
(310)-392-8537



Quilt artist Alice Beasley has been producing astounding textile work since 1988. Now more important than ever, her artwork often displays a rare look into the world of social justice and politics and their affects upon the Black community.

The artist's work addresses social issues that are reflective of her experiences: Born Tuskegee, Alabama in 1954, her family moved to Detroit, Michigan where Alice grew up. She attended Marygrove College where she received a degree in Journalism. In 1970, she moved to California, and in 1975 she received a law degree from the University of California at Berkley — with an emphasis in **Civil Rights and Constitutional Law**. She then worked for the **NAACP Legal Defense Fund** specializing in Civil Rights legislation.

In the late 1980s Ms. Beasley became an attorney by day and a quilt artist by night. She remembers fondly that many of the women in her family created beautiful works of art with their hands, thus, she carried on the tradition.

Fabric is her chosen medium of expression through which she creates realistic portraits of people and objects. She finds color, light, shadow, line and value in the pattern of ordinary household fabrics. Beasley never uses solid-colored fabrics, preferring prints that are pieced together to present images that convey her feelings on specific topics from African American woman's point of view.

Her work has been exhibited in many venues throughout the United States including the American Folk Art Museum in New York and the Smithsonian Anacostia Museum as well as abroad in Madrid, France, Japan and Namibia.



Editor's Note:

I recently bought an edge-stitch foot and a walking-foot for my new sewing machine. I have both of these feet for my beloved old sewing machine and would use these feet from time to time.

Do you have any specialty feet that you like? I'd love to hear what they are and will share your responses in the May WQ newsletter.



Stay Safe and Healthy.....

Debbie Nussbaum
Newsletter Editor



Westside Quilters Executive Board meeting, March 13, 2022

President: Marianne called the meeting to order at 12:00 and asked for a motion to approve the minutes from the February 12, 2022 meeting. Sally moved, Pat seconded and the members voted to approve.

Vice President: Barbara reported that the slate of officers for 2022-23 will be in the April newsletter for WQ members to consider. Voting will be in May.

Membership: An article on membership will be in April newsletter. An updated form for members to fill out will be available soon.

Treasurer: Karynn said the budget and fiscal year-end report will be in the next newsletter. Both the WQ Board and the membership have to approve the budget. There is \$7529.33 in the Treasury.

Programs: A virtual workshop with Jenny Kae, "Color Courage for the Fabric Phobic", will be on Friday, April 8 from 10:00-4:00. The fee will be \$40.00 and registration ends April 6. Jenny Kae will also present a virtual lecture on color the following day at 11:00. This lecture will be free to all WQ members and \$20.00 for others. A workshop in May will be with David Hastings. Check the website for all information on upcoming programs.

Philanthropy: There will be a fabric sale on Saturday, April 2 from 10-12 at Pat Karasick's house. Yardage will be available for purchase. Members can also bring fabric to add to the sale that day. There will be batting available for Philanthropy quilts too.

Website: Check the website for photos from the Quarterly meeting and other programs.

New Business: The next Board meeting will be on April 3 at 12:00.

Respectively submitted,

Terrie Dorio, Secretary



Membership Form June 1, 2022 to May 31, 2023

PLEASE WRITE CLEARLY and MAKE SURE YOU INCLUDE YOUR EMAIL ADDRESS

Name		Birthday (Month/Day)
Address		
City/State/Zip Code		
Home Phone	Work Phone	Cell Phone
Email:		
Occupation	Retired? From?	
Member of Mini-Group	Interested in joining a mini-group?	

Renewal Membership **New Member**

Annual Membership Dues to May 31, 2022 [dues are not tax deductible] \$ 50.00 Fully Tax-Deductible Charitable Donation _____

Total Amount Enclosed _____

Members of Westside Quilters (WQ) may participate in all Guild activities, have the right to vote, hold elective or appointed office, attend General Meetings without fee, and register for work-shops at membership rates. WQ members pledge to perform a few service hours each year.

For renewing members, please indicate your contributions this past fiscal year:

- Served on the Executive Board or a volunteer committee.
- Engaged in philanthropic quilting activities (WQ or other organizations).
- Assisted at general meetings or workshops or field trips.
- Contributed to the WQ newsletter or distributed promotional WQ material
- Other activities _____.

Members can pay with a check, cash, credit card or debit card:

- (1) If paying by check, make your check payable to "Westside Quilters."
- (2) If paying by credit card or debit card, please fill in the information below.

Credit card number _____

Name as it appears on card _____ Expiration Date _____

- American Express MasterCard Visa Debit Card

CVV _____ Billing Zip Code _____

- (3) Please sign and complete this application.
- (4) Mail application and check (if paying by check) to Westside Quilters,
Post Office Box 641925, Los Angeles, CA 90064.

Signature

Date

Westside Quilters is a Federal 501(c)(3) tax-exempt public charity. The effective date of exemption is June 17, 2010, as specified in the determination letter dated May 26, 2011.